

Global Link Singapore 2026 Event, Application Guidelines



Global Link
Singapore

—Organizer—

Institute of Education Network for Next Generation

Event Outline	• • • • • • • •	P.3
GLS 2025 Report	• • • • • • • •	P.4
Key Changes from GLS 2025	• • • • • • • •	P.5
Application Criteria	• • • • • • • •	P.6
Schedule	• • • • • • • •	P.8
Event Venue	• • • • • • • •	P.9
Application Guideline / Timeline	• • • • • • • •	P.10
Abstract	• • • • • • • •	P.11
Presentation (Things to Note)	• • • • • • • •	P.12
Application Form User Manual	• • • • • • • •	P.14
How to Apply	• • • • • • • •	P.15
How to Modify	• • • • • • • •	P.20
Contact Information	• • • • • • • •	P.21

- Event : Global Link Singapore (GLS) 2026
- Date : 1 (Sat) – 3 (Mon) August 2026

8/1 (Sat)	Opening Ceremony / 【Booth Presentation Category】 Booth Presentation / Research summary session/ 【Poster Presentation Category】 Poster Presentation/ Networking Dinner
8/2 (Sun)	Stage Presentation *Booth Presentation Category Only / Activity / Award/ Farewell Dinner
8/3 (Mon)	Study Tour Program (AM) *Optional
- Venue : Nanyang Technological University (NTU)
- Organizer : Institute of Education Network for Next Generation
- Project Organization : JTB Group
- Supported by : Japan School Excursion Association, Singapore Tourism Board (STB), Japan Science and Technology Agency (JST) (tentative)
- Cooperators : Agency for Science, Technology and Research (A*STAR), Singapore
Nanyang Technological University (NTU)
Nippon Science Service (NSS)
Global Academy
Centre of Excellence for Life Skills, Careers & Academics
G.G. Co., Ltd. (tentative)
- Participants : Approximately 500 junior high and high school students from the Asia-Pacific region, including Japan (tentative)

BREAKING NEWS




Global Link Singapore 2025

[Dates] July 26(Sat) – July 28 (Mon)
[Venue] Nanyang Technological University(NTU)

Global Conference on Research and Inquiry Presentation

In 2025, 392 people from 7 Asian countries and regions participated. They engaged in active discussions across three disciplines-Basic Science, Applied Science, and Social Science-fostering mutual intellectual curiosity.

2025 Award winners

Basic Science	 First prize	[C-6] Kaohsiung Municipal Wufu junior high school & Kaohsiung American School(Taiwan) Title:A Study on the Life History and Behavior of Eocycticus taiwanensis, a Habitat-Vulnerable Endemic Species of Taiwan.
	Second prize	[A-3] The Affiliated Senior High School of National Chi-Nan University(Taiwan)
	Third prize	[C-9] Nara Women's University Secondary School(Japan)
	Fifth prize	[C-4] Tamagawa Academy High School(Japan)
	Fine Work	[D-8] Kagoshima Prefectural Kokubu High School(Japan)
	Analysis	[E-4] Ikeda Gakuen Ikeda High School(Japan)
	Creativity	[B-9] Tamagawa Academy High School(Japan)
	Presentation	[D-9] Mita International School(Japan) [E-11] SMK TELOK DATOK(Malaysia) [C-3] SMK SULTAN BADLISHAH(Malaysia)
Applied Science	 First prize	[G-6] Hwa Chong Institution(Singapore) Title:Novel thermostable phage-nanoparticles delivered by hydrogel: Small but mighty weapons against multi-drug resistant Staphylococcus aureus
	Second prize	[H-11] Mita International School(Japan)
	Third prize	[H-4] Ochanomizu University Senior High School(Japan)
	Fine Work	[G-8] Sekolah Kharisma Bangsa(Indonesia)
	Analysis	[H-9] Tokyo Metropolitan Oizumi High School(Japan)
	Creativity	[F-9] Man Kwan pak kau college(Hongkong)
	Presentation	[I-7] SMK SERI KOTA PUTERI 2(Malaysia)
Social Science	 First prize	[K-3] Summit Education(Vietnam) Title:Smart Relief Logistic System to Accelerate Emergency Aid In Central Vietnam
	Second prize	[K-10] Otsuma High School(Japan)
	Third prize	[L-6] SMK SULTAN BADLISHAH(Malaysia)
	Fine Work	[J-10] Tamagawa Academy High School(Japan)
	Analysis	[K-9] Narita High School(Japan)
	Creativity	[M-4] Daimon High School(Japan)
	Presentation	[J-11] Sekolah Sri Cempaka Cheras(Malaysia)



Scheduled date for next year's event ➔ **Aug 1st(Sat)-Aug 3rd(Mon) 2026**

[Organizer] Institute of Education Network for Next Generation [Planning and Operation] JTB group
[Sponsor] Singapore Airline/The Yomiuri Shimbun/TSP TAIYO, Inc/GG CO., Ltd.
PMY Academy/INFRONEER Holdings; Ltd/DAIICHI SANKYO HEALTHCARE CO., LTD.
Mitsubishi UFG Asset Management Co., Ltd./Meiji Holdings Co., Ltd.
Bandai Namco Holdings Inc./Qulii Inc./PLAY SPACE Inc.
SUN Reality Inc./Tsukuba Science Edge 2025 Executive Committee /Cross the Border Inc.
[Supporter] Embassy of Japan in Singapore/Singapore Tourism Board/
Japan Science and Technology Agency/Japan School Excursion Association

■ Categories

The Poster Presentation Category will be reinstated. Please select which category you wish to participate in on the application form.

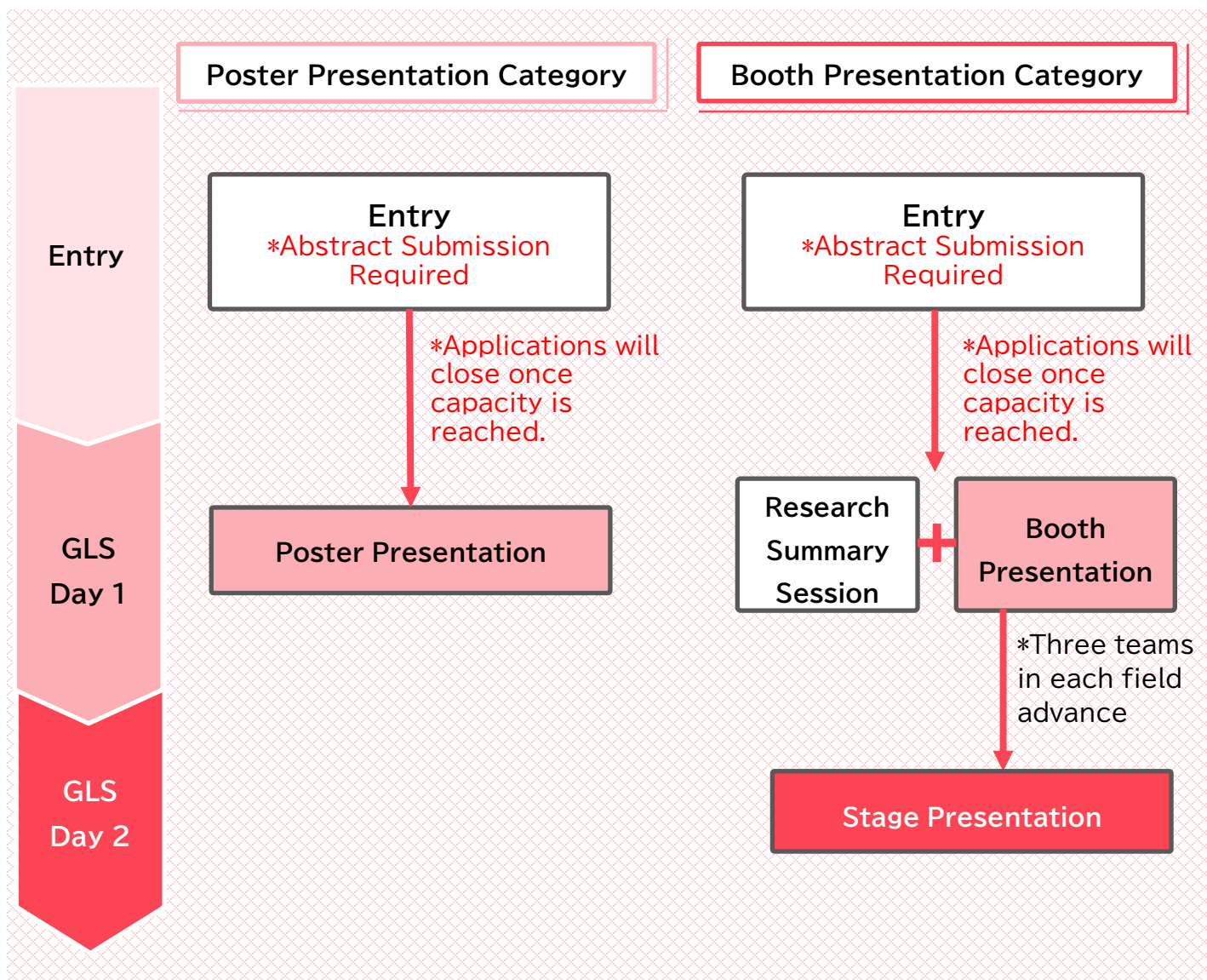
■ Capacity Limit

Both the Booth Presentation Category and the Poster Presentation Category will close once capacity is reached.

■ Abstract Submission Deadline

The abstract must be submitted at the time of entry. Please carefully review page 11 and submit the official version in PDF format.

■ Entry and Presentation Process



	Basic Science	Applied Science
Application Guidelines	<p>Details of own research on basic science, conducted by individuals or groups of middle and high school students on their own initiative</p> <p>Explanation of the background, methods, research, experiments, conclusions, results, etc., as well as plans for any realization(if possible) of your research</p>	<p>Details of own research on applied science, conducted by individuals or groups of middle and high school students on their own initiative</p>
Category	<p>Physics / Chemistry / Biology / Earth Science / Geoscience / Mathematics/ Others</p>	<p>Medical science / Informatics / Computer science / Engineering / Others</p>
Presentation format	<p>①Poster Presentation Category 8/1 (Sat) : Poster Presentation(Judged)</p> <p>②Booth Presentation Category 8/1 (Sat): Research Summary Session(Non-Judged) + Qualifying session (Booth) 8/2 (Sun) : Final session (Stage) * The top 3 teams from each Qualifying session will advance to the Final session</p>	<p>①Poster Presentation Category : Poster Presentation & Discussion *One poster (A0 size: 841mm × 1189mm)Two sessions of 45 minutes each</p> <p>②Booth Presentation Category: PowerPoint presentation and Q&A session in individual booths 8/1 (Sat) : Presentation 8min + Q&A 10min + Prep 2min = Total 20min 8/2 (Sun) : Presentation 8min + Q&A 12min + Prep 5min = Total 25min</p>
Language	<p>English (Presentation and Q&A session will all be in English language)</p>	
Judges	<p>Academics from universities, research institutions, and business organizations</p>	
Evaluation Criteria	<p>Novelty / Originality / Feasibility / Presentation skills</p> <p>The "Global Link Singapore Evaluation Criteria" will be disclosed separately to participants.</p>	
Entry Qualification	<p>For middle and high school students who wish to present their research in basic science in English.</p>	<p>For middle and high school students who wish to present their research in applied science in English</p>
Awards	<p>①Poster Presentation Category : Top 3 teams in each field ②Booth Presentation Category: in each field ▼Grand Prize/ ▼Gold Prize (Finalist Teams)/ ▼Special Focus Prize *The following gift certificates in the following amounts will be awarded as research incentives: Grand Prize:150,000yen, Gold Prize: 50,000 yen</p>	

Social Science

Application Guidelines

Details of own research, ideas and suggestions on social science, conducted by individuals or groups of middle and high school students on their own initiative

**Presentations aimed at creating a better society and world are highly encouraged.*

Category

Anthropology / Economics / Education / Geography / Linguistics
Psychology / Sociology / Regionology / Others (

Presentation format

- ①Poster Presentation Category 8/1 (Sat) : Poster Presentation(Judged)
- ②Booth Presentation Category
8/1 (Sat): Research Summary Session(Non-Judged) + Qualifying session (Booth)
8/2 (Sun) : Final session (Stage)
* The top 3 teams from each Qualifying session will advance to the Final session

- ①Poster Presentation Category : Poster Presentation & Discussion
*One poster (A0 size: 841mm × 1189mm)Two sessions of 45 minutes each
- ②Booth Presentation Category: PowerPoint presentation and Q&A session in individual booths
8/1 (Sat) : Presentation 8min + Q&A 10min + Prep 2min = Total 20min
8/2 (Sun) : Presentation 8min + Q&A 12min + Prep 5min = Total 25min

Language

English
(Presentation and Q&A session will all be in English language)

Judges

Academics from universities, research institutions, and business organizations

Evaluation Criteria

Novelty / Originality / Feasibility / Presentation skills

The "Global Link Singapore Evaluation Criteria" will be disclosed separately to participants.

Entry Qualification

For middle and high school students who wish to present their ideas and proposals on social science in English (regardless of whether they are from the humanities or social science)

Awards

- ①Poster Presentation Category : Top 3 teams in each field
- ②Booth Presentation Category: in each field
▼Grand Prize/ ▼Gold Prize (Finalist Teams)/ ▼Special Focus Prize
*The following gift certificates in the following amounts will be awarded as research incentives:
Grand Prize:150,000yen, Gold Prize: 50,000 yen

Date : 31 July (Fri) ~ 3 August (Mon)

	Date	City	TIME	Transport	Schedule	Meal
1	1 Aug (Sat)	Singapore	8:00	Bus	Arriving at NTU <ul style="list-style-type: none"> • Opening Ceremony • 【Poster Presentation Category】 Poster Presentation • 【Booth Presentation Category】 Research Summary Session/Booth Presentation • Networking Dinner 	B : - L : NTU (Lunch BOX) D : NTU (Catering)
			20:00	Bus	Moving back to Hotel < Singapore Stay >	
2	2 Aug (Sun)	Singapore	8:00	Bus	Arriving at NTU <ul style="list-style-type: none"> • 【Booth Presentation Category】 Stage Presentation • Activities • Award Ceremony 	B : Hotel L : - (on campus) D : Paradox
			19:00	Bus	Paradox Hotel <ul style="list-style-type: none"> • Farewell Dinner 	
			20:30	Bus	Moving back to Hotel < Singapore Stay >	
3	3 Aug (Mon)	Singapore	9:00	Bus	Study Tour Program (To be advised)	B : Hotel L : -
			12:30	Bus	Moving back to Hotel <ul style="list-style-type: none"> • Free and Easy * Free Lunch and Dinner 	D : -
				Bus	Departure for Airport	

***Study Tour Program on 3 August is optional and not mandatory.**

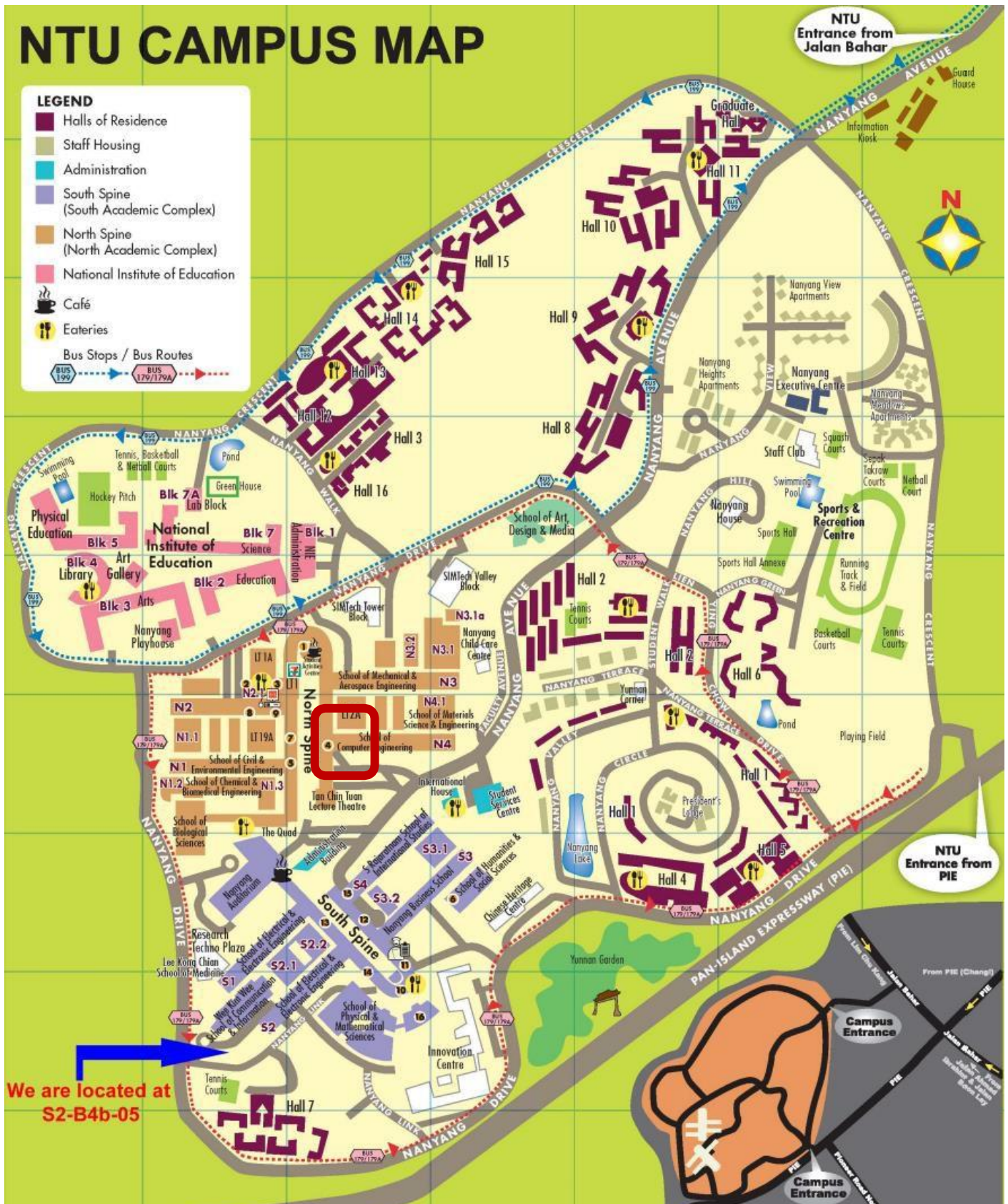
Global Link Singapore 2026

Nanyang Technological University (NTU)

NTU CAMPUS MAP

LEGEND

- Halls of Residence
- Staff Housing
- Administration
- South Spine (South Academic Complex)
- North Spine (North Academic Complex)
- National Institute of Education
- Café
- Eateries
- Bus Stops / Bus Routes



We are located at S2-B4b-05

NTU Entrance from PIE

NTU Entrance from Jalan Bahar

Campus Entrance

Campus Entrance

Mar – May Registration for Application

[Click here for application!](#)

- Kindly fill your information and **submit Abstract** through the **Application Form by May 28th**.
- * One (1) Team: up to five (5) members
- * You may submit your application first; however, **Abstract (in PDF format) must be submitted by May 28.**
Please refer to page 15 for details on the procedure for revising and resubmitting your application form.
- * **Applications will close once capacity is reached.**



June – July Presentation Preparation, Submission Deadline

- Preparation of presentation materials, rehearsal with team members, attending GLS Masterclass (optional)
- **By July 23th**: Submit your Presentation in **PowerPoint** format through a cloud link (URL to be provided)
 - * The separate guidelines for preparing the presentation slides will be provided after the abstract submission has been completed.
 - * If you have created your slides in Keynote or other software, please be sure to convert them to Microsoft Power Point before submitting them.



Global Link Singapore 2026 (August 1st – 3rd)

○ Each category's Abstract format can be download from [here](#) Click here for download!

OGuidelines

- Font size : Times New Roman 10.5pt
- No of pages : **Max. 2 pages** (excluding Appendix)
***Max. 3 pages with Appendix** (Abstract 2 pages + Appendix 1 page)
It is strictly forbidden to adjust the margins on the page or to expand the frame horizontally
- School Name : Official English name of the School
- Project Members : In the order of **First Name – Middle Name – Last Name** **only GLS applicants*
- References (Bibliography) : Min. requirement for “References” is as such:
ex) John Thomas (1995). “World of wonder” ABC Books
Author (year of publication) + *“Title”* + Publisher
- Appendix : Photos and charts may only be used on the Appendix form.
Do not insert them in other sections.

OSubmission Method

- Kindly upload your research Abstract through Application form.
- * Abstract P.1 <Instruction for Preparing the Abstract> should be deleted during submission
 - * Kindly submit in **PDF format**

OSubmission Deadline

28 May, 2026 (Thu)

< **Things to note when submitting** >

- Has P.1 <Instruction ...> been deleted?
- Are the font and size correct?
- Are you expanding the frame horizontally?
- Is the number of pages within 2 pages of the Abstract + 1 page of the Appendix?
- Is the School Name in English, and is it the Official Name?
- Are all Confirmation Items accurately completed and checked (✓)?
- Are the photos and figures only on the Appendix page?
- Is it converted to PDF?

Global Link Singapore 2026 Abstract for <u>Basic Science</u> Project						
Please fill out the following forms as part of your presentation submission.						
Presenter(s)						
School name _____						
Project member(s) (1) (2) (3) (4) (5) _____						
Study Area *Please mark a circle on your subject						
Physics	Chemistry	Biology	Earth Science	Geoscience	Mathematics	Others ()
Confirmation Items: (Bioethics-related issues, Collaboration, generative AI use)						
1. Please indicate the materials used in the research (Human, vertebrate animals, microorganisms, recombinant DNA, cell/tissue samples, or none)						
2. Please indicate whether experiments or equipment at universities/research institutions have been used. (If yes, specify which institution(s))						
3. Please indicate whether your research involves any support or collaboration with universities, research institutions, or companies. (If yes, list the specific organization(s) involved.)						
4. Please check the appropriate box.						
<input type="checkbox"/> I did not use generative AI at all. <input type="checkbox"/> I used generative AI when generating or defining my research theme. <input type="checkbox"/> I used generative AI to gather prior research or related information. <input type="checkbox"/> I used generative AI to help create or translate the English abstract. <input type="checkbox"/> I used generative AI to understand or organize data analysis methods. <input type="checkbox"/> I used generative AI to assist in creating figures or slides. <input type="checkbox"/> I used generative AI for other purposes. (Please describe the details below.) Details: _____						
Abstract of Presentation						
Title _____						
Introduction / Background _____						
Research question / Purpose _____						
Methodology / Approach _____						
Execution (Process) / Result / Discussion _____						
Conclusion / Future Study Plan _____						
References _____						

< **Poster Presentation** >

■ Preparation

Upon arrival at the venue, kindly place your poster on the panel assigned to you.

■ Presentation Time

Two 45-minute sessions will be held.

During each 45-minute session, you may give **up to three presentations**.

Out of the total six presentations, **the judges will attend two**.

For the sessions without judges, please engage and attract the audience and deliver your presentation.

■ Presentation Format

- One poster (A0 size: 841mm × 1189mm)
- There are no specific requirements regarding font size or color.
- Posters that exceed the above width or height — including fold-out or multi-panel (e.g., double-door style) formats — are not permitted.

<Qualifying session_Oral Booth Presentation >

■ Preparation

Upon arrival at each booth, kindly check the slides and operation of equipment, to ensure that all are in order.

■ Presentation Time

8 minutes for presentation (forced termination at 9 minutes), and 10 minutes for Q&A time.

■ Presentation Equipment

PCs, clickers, and laser pointers are provided for your use.(If your slides include video with audio, please use HDMI.) Please make sure to check the operation of the equipment during the rehearsal.

<Final session_Stage Presentation >

■ Preparation

Upon arrival at the venue, a rehearsal will be held only to confirm the operation. Please note that we will only check the operation of the slides & equipment, and will not be able to rehearse your presentation.

■ Presentation Method

The OS to be used for the presentation is Windows. (If you are using a Mac, please convert your data to Windows in advance.)Presentations will be given on stage in English using PowerPoint.

■ Presentation Time

8 minutes for presentation (compulsory end at 9 minutes), and 12 minutes for Q&A time.

■ Presentation Equipment

Please use a wireless microphone or a stand microphone. No pin microphones are available. PCs, clickers, and laser pointers are available for use. Please make sure to check the operation of the equipment during the rehearsal.



Application Form User Manual

1. Click the application form below.

Please make sure to submit **one registration per team** using this registration form. (If there are multiple teams from the same school, please submit a separate registration for each team.)

[Registration Here!](#)



2. Entering Personal Information

Personal Information

Fill out the information below, then click Next to continue.

* Registration Type of Applicant

- Parent
- Student
- Teacher

Please select your type.

* First Name of Applicant

Please enter your first name and last name correctly.

* Last Name of Applicant

* Email address of Applicant

Please enter your email address.
A unique email address is required for each team registration. If you are registering multiple teams, please use a different email address for each team.

(Each team registration requires a unique email address. You may not use one email address to register multiple teams.)

Gender

- Male
- Female

* School Name (To be printed on the name badge)

Please enter the school name correctly.

* Mobile

Please enter your phone number.

* Country

Please select the country where your school is located.

3. Entering Participation Details

Participation Details

Title of Research Project (If applicable)

Skip if you have not decided on a research project title yet

Please Enter your team’s research project name. If this has not yet been decided, you may skip it for now; however, please complete your registration by May 28 as far as possible.

* Select Application Category

- Poster Presentation Category
- Booth Presentation Category

Please select your Application Category. Please refer to pages 5–7 for details.

* Select Presentation Category at Global Link Competition

- Basic Science
- Applied Science
- Social Science

* State the subcategory of your research area

- Physics
- Chemistry
- Biology
- Earth Science
- Geoscience
- Mathematics
- Other

Please select your Presentation Category. Subcategories will appear once selected. Please refer to pages 6–7 for details.

Please upload your team’s Abstract.(Under 10 MB)

*The file must be named "**Category(BS/AS/SS)_Your School name**"(eg. BS_JTB School)

***Only PDF files can be uploaded.**

Please submit by 28 May 2026.

Please submit your abstract **in PDF format by May 28**. If it is not submitted by the deadline, your application will be considered invalid. For formatting and submission details, please refer to page 10.

* Use of Email Address: [Policy](#)

- I agree

Please read the policy and check "I agree."

* Use of Photos: [Policy](#)

- I agree

(By clicking the check box, all participants will be deemed to agree to treatment of portrait rights.)

Will you be interested in Study Tour on 3 August (Day3)?

- Yes
- No

The contents are not finalized yet, but if you select "Yes", we will provide you with the information.

If you answer Yes, your agent, including JTB branch, or GLS Office will provide more information once the contents are confirmed.

4. Entering Add Group Members and Teachers

*The teachers and students registered here will be considered as participants on the event day. **If the applicant will also attend, please make sure to register his/her information again here** as a participant.

*You can register **up to 3 teachers and up to 5 students** only.

Add Group Members and Teachers

(The teachers and students registered here will be considered as participants on the event day. If the applicant will also attend, please make sure to register his/her information again here as a participant)

Add here

Please click "Add here" to register the participants.

Add a Team Member

Enter your guest's information below

* Registration Type of Team Member

- Student
- Teacher

Please select your type.

* First Name of Team Member (To be printed on the name badge)

* Last Name of Team Member (To be printed on the name badge)

Please enter your first name and last name correctly. This will be printed exactly as entered on your name badge and certificate.

* Gender

- Male
- Female
- Non-binary
- Rather not say

Please select your gender.

* What is your Age?

Please enter your age.

* Dietary Restriction

- Yes
- No

If you have any food restrictions, please select "Yes" and enter the details in the box provided.

Please Specify

Cancel

Add

After entering the information, click **Add**. You will then return to the top image of this page. If there are multiple participants, click **Add here** again and repeat the process for each attendee.

4. Check your Registration Summary

Once all information has been entered, click **NEXT** at the bottom of the page and check your Registration Summary.

Add Group Members and Teachers

(The teachers and students registered here will be considered as participants on the event day. If the applicant will also attend, please make sure to register his/her information again here as a participant)

Add here



Next



Registration Summary
Review your registration information below

School Name (To be printed on the name badge)
JTB school

Mobile

School Address
Singapore

Guest Information

5. Submit your Registration

Previous

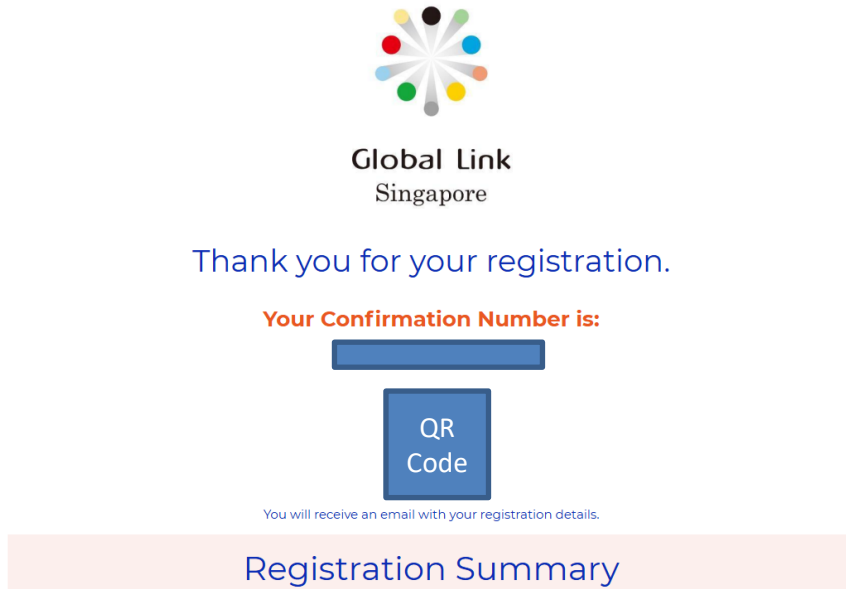
Cancel



Submit

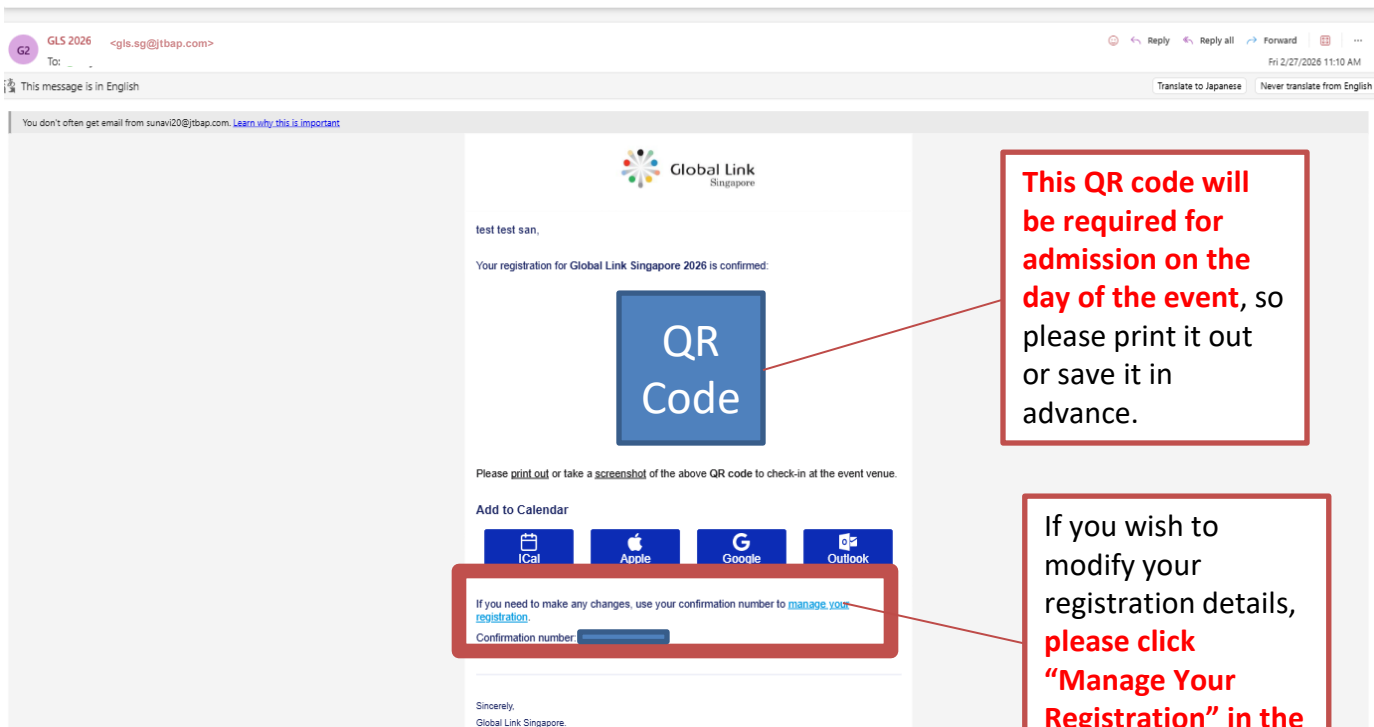
Contact Us

7. Please make a note of your Confirmation Number.

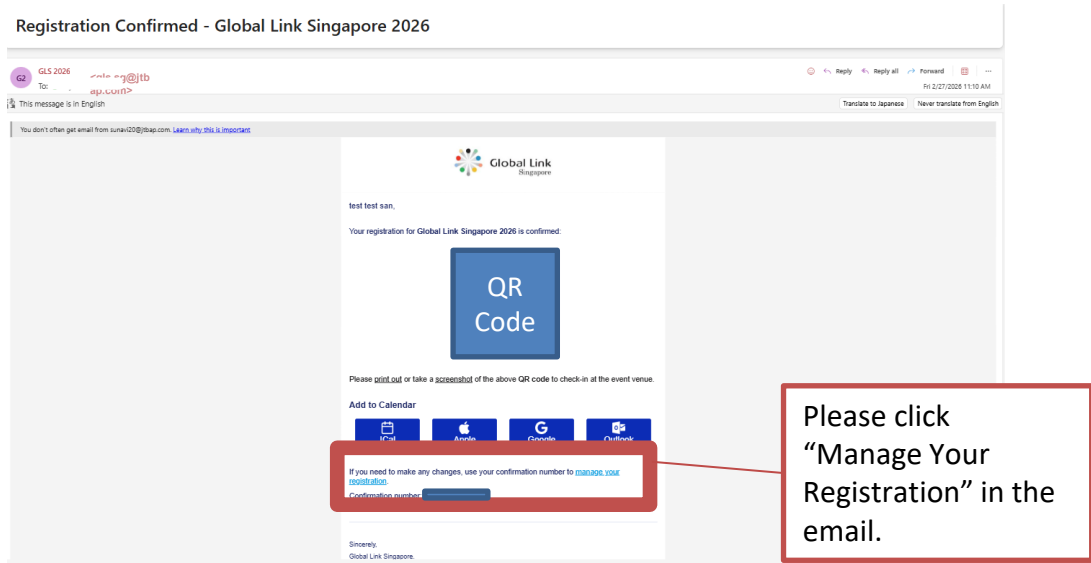


8. Kindly check that you have received a confirmation email like the one below to the email address you registered.

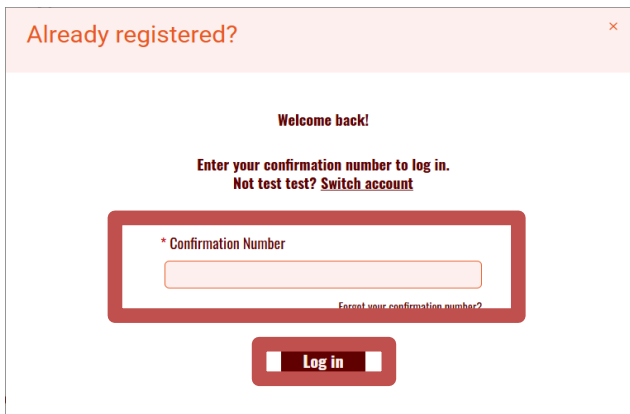
Registration Confirmed - Global Link Singapore 2026



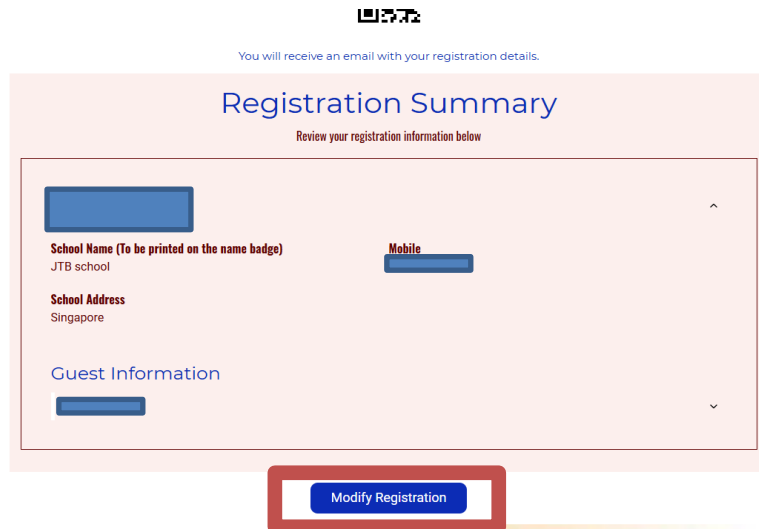
1. Click “Manage Your Registration” in the email



2. Enter your Confirmation Number and click the log in button.



3. Click Modify Registration at the bottom of the page



Please modify items 2–6 on pages 15–20 and submit them by 28 May.



Global Link
Singapore

Global Link Singapore 2026



Contact Information

【Enquiry】

JTB Pte. Ltd. Singapore Office

Tai Fukumoto (Mr) / Miyu Okumura (Ms)

E-mail: glsg@jtbap.com

***Please contact your agent first if any inquiry**